

Form 20

[See rule 56C 2(C)]

Final result sheet

Election to the Legislative Assembly of Rajasthan State from the 041 Viratnagar Assembly constituency.

(To be used for Assembly election)

Total No. of electors in Assembly constituency- 232401


Serial No. of Polling Station	No. of valid votes cast in favour of											Total of valid votes	No. of rejected votes (Test Votes)	Votes for 'NOTA' option	Total (8+9+10)	Total No. of tendered votes
	INDRAJ SINGH GURJAR	KULDE EP	JAISING H	RAMCHAN DRA SARADHANA	CHANDR A PRAKASH SAINI	TINA YADAV	DHOO NEE LAL	BHEEM SAHAN GURJAR	MAHAV EER PRASAD KUMAW AT	MAHE NDRA KUMAR	COL. SURAJPAL SINGH SKHEKHWAT					
	INDIAN NATIONAL CONGRESS	BHARATIYA JANATA PARTY	BAIHUJAN SAMAJ PARTY	AAZAD SAMAJ PARTY(KANSHI RAM)	INDEPENDENT	INDEPENDENT	INDEPENDENT	INDEPENDENT	INDEPENDENT	INDEPENDENT	INDEPENDENT					
1	2	3	4	5	6	7	8	9	10	11	12	20	21	22	23	24
1	398	432	3	211	13	4	0	1	0	0	1	1063	0	5	1068	0
2	362	223	0	53	10	0	0	0	0	1	0	649	0	6	655	0
3	218	285	4	38	2	1	0	2	0	0	5	555	0	4	559	0
4	266	475	3	68	5	0	0	0	1	0	2	820	0	7	827	0
5	318	385	1	54	0	0	0	0	0	0	2	760	0	2	762	0
6	497	188	3	88	1	0	2	0	1	3	0	783	0	4	787	0
7	287	487	4	38	1	1	1	0	2	3	8	832	0	6	838	0
8	337	461	8	84	5	2	0	3	3	1	3	907	0	5	912	0
9	235	483	5	84	5	1	0	3	0	2	1	819	0	5	824	0
10	446	486	8	74	3	0	0	0	0	1	6	1024	0	5	1029	0
11	390	338	8	109	3	2	0	2	0	0	3	855	0	14	869	0
12	292	579	7	98	3	1	0	2	1	4	12	999	0	4	1003	0
13	478	427	3	71	4	0	0	1	0	2	6	992	0	11	1003	0
14	306	418	8	157	7	2	1	1	2	3	6	911	0	16	927	0
15	146	403	3	284	4	1	0	0	10	1	4	856	0	5	861	0
16	402	274	12	286	16	3	1	4	3	5	8	1014	0	3	1017	0
17	160	332	5	273	14	6	1	3	5	1	4	804	0	7	811	0
18	329	262	8	277	10	9	1	3	7	1	3	910	0	9	919	0
19	267	614	5	6	0	7	1	1	0	2	7	910	0	10	920	0
20	183	427	4	38	22	0	0	0	4	3	4	685	0	8	693	0
21	402	552	5	41	24	4	1	1	1	3	6	1040	0	8	1048	0
22	380	514	7	72	29	3	0	3	1	0	5	1014	0	9	1023	0

रिटर्निंग अधिकारी  
विधानसभा निर्वाचन क्षेत्र 41- विराट  
उपखण्ड अधिकारी एवं राज्य नजिस्ट्रेट, वि

Serial No. of Polling Station	No. of valid votes cast in favour of											Total of valid votes	No. of rejected votes (Test Votes)	Votes for 'NOTA' option	Total (8+9+10)	Total No. of tendered votes
	INDRAJ SINGH GURJAR	KULDE EP	JAINSI H	RAMCHAN DRA SARADHANA	CHANDR A PRAKAS H SAINI	TINA YADAV	DIHOONEE LAL	BHEEM SAHAN GURJAR	MAHAV EER PRASAD KUMAW AT	MAHE NDRA KUMAR	COL. SURAJPAL SINGH SKHEKHWAT					
	INDIAN NATIONAL CONGRESS	BHARATIYA JANATA PARTY	BAHUJAN SAMAJ PARTY	AAZAD SAMAJ PARTY(KANSHIRAM)	INDEPENDENT	INDEPENDENT	INDEPENDENT	INDEPENDENT	INDEPENDENT	INDEPENDENT	INDEPENDENT					
1	2	3	4	5	6	7	8	9	10	11	12	20	21	22	23	24
23	351	505	2	23	5	3	0	3	1	4	12	909	0	17	926	0
24	480	390	2	36	1	1	0	0	0	1	4	915	0	10	925	0
25	310	282	0	10	0	1	0	1	1	4	5	614	0	10	624	0
25A	371	136	2	27	8	0	1	0	2	0	3	550	0	8	558	0
26	208	496	1	56	37	1	0	0	1	1	3	804	0	1	805	0
27	187	513	4	82	3	4	0	13	1	2	2	811	0	4	815	0
28	264	498	3	43	26	1	1	3	0	3	8	850	0	17	867	0
29	303	297	3	22	1	0	0	3	1	1	3	634	0	3	637	0
30	193	407	4	37	2	1	0	0	1	2	4	651	0	2	653	0
31	343	105	2	2	53	2	1	1	2	1	3	515	0	5	520	0
32	486	387	2	13	2	1	0	0	9	1	9	910	0	11	921	0
33	439	351	1	6	1	2	0	0	1	1	6	808	0	8	816	0
34	458	234	0	39	75	3	0	0	1	2	3	815	0	7	822	0
35	127	310	2	7	0	0	0	1	0	1	4	452	0	6	458	0
36	402	351	4	75	2	1	1	1	3	1	4	845	0	6	851	0
37	344	413	3	7	22	0	0	1	3	2	11	806	0	9	815	0
38	159	588	5	4	0	1	0	1	0	4	9	771	0	8	779	0
39	176	666	4	5	1	1	1	0	0	1	11	866	0	6	872	0
40	39	660	4	2	0	0	0	1	0	0	8	714	0	8	722	0
41	110	734	2	3	0	1	0	0	0	2	5	857	0	0	857	0
42	128	600	2	9	0	1	0	0	0	1	2	743	0	0	743	0
43	88	513	1	8	1	0	0	2	1	0	6	620	0	6	626	0
44	266	416	4	18	3	0	0	0	1	1	7	716	0	2	718	0
45	207	388	8	18	3	0	0	0	0	3	10	637	0	11	648	0
46	264	311	2	22	7	1	0	1	1	2	6	617	0	15	632	0
47	187	241	2	3	0	1	0	0	1	2	3	440	0	8	448	0
48	220	418	7	14	0	1	0	1	7	2	6	676	0	8	684	0
49	407	478	3	10	0	0	1	0	0	0	5	904	0	5	909	0
50	365	461	4	63	6	3	1	1	1	2	5	932	0	10	942	0

४  
 रिजनिंग अधिकारी  
 विधानसभा निर्वाचन क्षेत्र ३४१- विराटनगर  
 उपखण्ड अधिकारी (एच.एस.एम.) मजिस्ट्रेट, विराटनगर

Serial No. of Polling Station	No. of valid votes cast in favour of											Total of valid votes	No. of rejected votes (Test Votes)	Votes for 'NOTA' option	Total (8+9+10)	Total No. of tendered votes
	INDRAJ SINGH GURJAR	KULDE EP	JAISINGH	RAMCHANDRA SARADHANA	CHANDRA PRAKASH SAINI	TINA YADAV	DHOONEE LAL	BIHEEM SAIHAN GURJAR	MAHAV EER PRASAD KUMAWAT	MAHE NDRA KUMAR	COL. SURAJPAL SINGH SKHEKHWAT					
	INDIAN NATIONAL CONGRESS	BHARATIYA JANATA PARTY	BAHUJAN SAMAJ PARTY	AAZAD SAMAJ PARTY(KANSHIRAM)	INDEPENDENT	INDEPENDENT	INDEPENDENT	INDEPENDENT	INDEPENDENT	INDEPENDENT	INDEPENDENT					
1	2	3	4	5	6	7	8	9	10	11	12	20	21	22	23	24
51	582	194	6	168	9	1	1	1	0	1	5	964	0	5	969	0
52	68	482	4	15	3	0	0	0	3	1	7	578	0	3	581	0
53	304	603	8	90	4	1	0	0	2	2	5	1021	0	9	1030	0
54	123	680	3	6	0	0	0	0	0	0	3	821	0	2	823	0
55	160	496	0	2	0	0	0	0	0	0	0	661	0	2	663	0
56	284	406	2	8	16	0	1	3	1	0	8	729	0	8	737	0
57	199	403	3	18	0	2	3	0	1	1	9	636	0	4	640	0
58	250	621	2	12	29	0	2	1	0	2	4	928	0	6	934	0
59	169	626	4	2	0	0	1	0	1	2	8	808	0	7	815	0
60	282	419	3	11	0	0	0	2	0	2	4	728	0	8	736	0
61	297	519	4	10	1	1	0	0	1	0	3	838	0	9	847	0
62	301	380	0	44	2	0	0	0	0	1	6	731	0	10	741	0
63	350	434	2	23	1	1	0	0	1	1	7	819	0	8	827	0
64	441	309	9	17	0	2	1	4	9	2	7	801	0	3	804	0
65	205	474	7	20	2	0	0	1	5	0	4	718	0	3	721	0
66	146	630	4	35	4	2	1	3	1	4	10	838	0	3	841	0
67	115	474	6	6	0	1	0	0	6	2	2	615	0	2	617	0
68	69	601	6	4	1	0	0	0	0	0	11	712	0	9	721	0
69	170	304	1	28	5	0	0	1	1	1	1	510	0	2	512	0
70	72	216	3	27	2	0	0	0	2	2	6	324	0	3	327	0
71	290	297	11	210	8	2	0	1	0	0	7	828	0	6	834	0
72	279	301	4	244	16	4	0	2	0	0	7	857	0	2	859	0
73	241	427	6	298	15	4	2	1	7	5	8	1014	0	9	1023	0
74	193	313	5	110	2	5	0	5	2	1	3	639	0	4	643	0
75	225	260	5	148	2	7	1	2	5	1	4	660	0	4	664	0
76	239	190	3	234	10	3	0	3	1	0	3	686	0	6	692	0
77	160	506	4	128	12	3	1	3	1	0	5	823	0	13	836	0
78	264	257	4	264	54	2	1	1	5	1	2	855	0	15	870	0
79	282	114	7	123	226	2	3	22	5	4	2	790	0	3	793	0

  
 रिजल्टिंग अधिकारी  
 जिला प्रशासन कार्यालय  
 जिला प्रशासन कार्यालय  
 जिला प्रशासन कार्यालय


Serial No. of Polling Station	No. of valid votes cast in favour of													Total of valid votes	No. of rejected votes (Test Votes)	Votes for 'NOTA' option	Total (8+9+10)	Total No. of tendered votes
	INDRAJ SINGH GURJAR	KULDE EP	JAINISING II	RAMCHANDRA SARADHANA	CHANDRA PRAKASH SAINI	TINA YADAV	DIHOONEE LAL	SAMANTH GURJAR	MAHAPRASAD KUMAR	MAHENDRA KUMAR	COL. SURAJPAL SINGH SKIEKHA WAT	INDEP	INDEP					
1	2	3	4	5	6	7	8	9	10	11	12	20	21	22	23	24		
80	144	355	5	190	41	0	0	7	3	0	4	779	0	7	756	0		
81	655	170	6	101	23	0	0	2	1	1	5	994	0	14	1008	0		
82	354	328	5	92	2	0	0	1	2	2	7	793	0	1	794	0		
83	499	216	10	299	10	3	1	4	6	1	6	1055	0	14	1069	0		
84	274	324	1	105	65	1	5	0	0	1	1	777	0	6	783	0		
85	199	397	2	51	7	1	0	0	0	3	1	661	0	5	666	0		
86	379	261	3	122	0	2	1	0	3	2	7	783	0	9	799	0		
87	175	177	5	152	36	1	0	6	5	1	7	565	0	2	567	0		
88	154	298	3	201	26	2	0	0	5	0	5	694	0	2	696	0		
89	248	518	8	225	48	4	2	2	5	6	6	1072	0	13	1085	0		
90	332	288	3	62	1	4	0	0	3	0	4	697	0	4	701	0		
91	304	393	1	13	3	5	0	0	3	1	2	725	0	7	732	0		
92	537	418	4	67	5	6	2	7	2	1	13	1052	0	14	1076	0		
93	540	209	3	30	1	0	0	9	0	1	0	793	0	9	802	0		
94	359	451	2	33	0	2	0	2	2	2	3	856	0	10	866	0		
95	390	489	2	71	1	0	0	0	0	0	3	966	0	3	959	0		
96	196	127	3	74	2	0	1	1	3	0	4	411	0	6	417	0		
97	107	823	4	27	1	1	1	2	7	5	2	980	0	7	937	0		
98	622	252	2	161	8	2	0	10	3	1	1	1062	0	5	1067	0		
99	237	355	3	6	0	0	0	2	2	2	6	613	0	10	623	0		
100	492	376	5	63	4	0	0	2	1	1	0	946	0	6	952	0		
101	236	507	4	33	2	1	0	1	1	1	1	791	0	9	800	0		
102	287	204	2	15	2	1	0	0	1	0	3	515	0	6	521	0		
103	247	322	1	63	3	1	0	0	0	0	6	643	0	2	645	0		
104	163	612	4	107	6	5	2	0	0	0	9	910	0	5	915	0		
105	85	335	4	20	2	0	0	0	2	0	3	451	0	3	454	0		
106	199	609	1	6	1	1	1	1	1	1	0	823	0	9	832	0		
107	266	388	1	55	3	1	0	0	0	0	1	695	0	3	698	0		
108	115	587	1	26	0	2	0	4	5	2	3	740	0	2	742	0		

Handwritten signature and stamp at the top right of the page.


Serial No. of Polling Station	No. of valid votes cast in favour of													Total of valid votes	No. of rejected votes (Test Votes)	Votes for 'NOTA' option	Total (8+9+10)	Total No. of tendered votes		
	INDRAJ SINGH GURJAR	KULDE EP	JAISING HI	RAMCHANDRA SARABHANA		CHANDRA PRAKASH SAINI	LINA YADAV	DIPLO SINGH LAL		BHEEM SAHAI SAHAI GURJAR		MAHAVIR PRASAD KUMAR							MAHILINDIA KUMAR SKHEKHIA WAT	
				INDIAN NATION CONGR	BIHARA TIYA JANATA PARTY			INDIA SAMAJ PARTY (KANSHIRAM)	INDEP	INDEP	INDEP	INDEP	INDEP						INDEP	INDEP
1	2	3	4	5	6	7	8	9	10	11	12	20	21	22	23	24				
109	352	593	6	60	12	0	1	3	0	1	5	1041	0	4	1545	0				
110	180	465	3	21	0	1	0	0	0	0	1	671	0	1	672	0				
111	355	430	3	26	24	2	1	1	0	1	5	651	0	2	653	0				
112	552	136	5	59	4	0	0	0	0	0	0	756	0	3	759	0				
113	409	388	3	31	41	2	0	3	4	1	6	861	0	10	871	0				
114	416	151	2	24	4	2	0	1	0	0	0	670	0	4	674	0				
115	104	389	2	42	243	2	3	4	3	4	2	878	0	52	890	0				
116	307	378	3	16	135	2	1	6	2	2	0	652	0	7	659	0				
117	490	192	2	118	69	1	0	1	0	0	1	876	0	6	882	0				
118	385	187	3	41	231	5	0	1	0	2	1	826	0	8	834	0				
119	436	179	6	45	91	4	2	7	3	2	4	779	0	7	786	0				
120	342	285	3	170	22	1	0	1	1	2	0	827	0	4	831	0				
121	290	415	4	87	7	13	3	2	12	1	6	820	0	4	824	0				
122	538	297	2	139	11	7	1	5	4	1	2	1027	0	9	1036	0				
123	445	125	1	63	15	7	1	11	3	1	1	673	0	4	677	0				
124	63	664	3	7	38	0	0	0	0	0	4	779	0	5	784	0				
125	265	410	3	22	3	1	1	6	6	1	1	719	0	6	725	0				
126	76	681	2	3	2	0	0	1	0	2	5	972	0	7	979	0				
127	108	353	2	77	2	0	0	0	2	2	0	546	0	1	547	0				
128	76	343	0	186	4	1	0	1	0	0	1	612	0	2	614	0				
129	185	492	1	13	1	4	1	1	7	1	8	714	0	12	726	0				
130	527	163	0	38	1	1	0	1	0	1	1	728	0	6	734	0				
131	259	532	5	18	5	0	0	0	2	1	3	816	0	3	819	0				
132	448	246	7	63	2	1	0	0	1	0	0	768	0	4	772	0				
133	372	542	4	64	3	1	0	1	2	1	5	995	0	6	1001	0				
134	271	526	3	12	1	1	0	0	0	0	4	768	0	5	773	0				
135	468	240	1	0	0	0	0	0	0	0	1	410	0	5	415	0				
136	253	358	2	182	13	0	0	1	0	0	1	790	0	4	794	0				
137	390	198	8	69	4	1	0	1	0	0	2	663	0	6	669	0				

Handwritten signature and stamp at the top right of the page.


Serial No. of Polling Station	No. of valid votes cast in favour of											Total of valid votes	No. of rejected votes (Test Votes)	Votes for 'NOTA' option	Total (8+9+10)	Total No. of tendered votes
	INDRAJ SINGH GURJAR	KULDE EP	JAISING II	RAMCHANDRA SARADHANA	CHANDRA PRAKASH SAINI	TINA YADAV	DHOONEE LAL	BHEEM SAHAN GURJAR	MAHAV EER PRASAD KUMAWAT	MAHENDRA KUMAR	COL. SURAJPAL SINGH SKHEKIHWAT					
	INDIAN NATIONAL CONGRESS	BHARATIYA JANATA PARTY	BAHUJAN SAMAJ PARTY	AAZAD SAMAJ PARTY (KANSHIRAM)	INDEPENDENT	INDEPENDENT	INDEPENDENT	INDEPENDENT	INDEPENDENT	INDEPENDENT	INDEPENDENT					
1	2	3	4	5	6	7	8	9	10	11	12	20	21	22	23	24
138	183	665	5	16	0	1	0	0	0	1	4	875	0	7	882	0
139	199	331	1	87	3	2	0	1	0	0	2	626	0	8	634	0
140	278	432	4	239	8	2	0	1	2	1	4	971	0	6	977	0
141	273	231	10	326	12	7	1	1	5	5	2	873	0	4	877	0
142	275	408	22	171	32	3	0	3	4	0	3	921	0	10	931	0
143	90	462	6	160	6	1	1	2	5	3	2	738	0	2	740	0
144	237	447	4	127	11	3	2	0	4	2	10	847	0	9	856	0
145	197	181	7	191	10	3	4	11	0	4	3	611	0	7	618	0
146	296	506	5	99	18	2	0	2	4	2	5	939	0	4	943	0
147	620	65	4	210	7	0	2	3	2	2	2	917	0	5	922	0
148	544	167	8	156	3	5	1	2	4	1	1	892	0	9	901	0
149	541	41	3	48	4	0	1	4	0	0	1	643	0	4	647	0
150	318	607	5	22	0	2	0	22	3	0	8	987	0	3	990	0
151	115	214	1	39	1	1	0	20	2	1	3	397	0	5	402	0
152	547	188	2	85	4	0	0	7	0	0	1	834	0	3	837	0
153	268	550	1	141	13	1	1	2	6	1	4	988	0	3	991	0
154	923	70	3	87	1	0	1	7	1	2	3	1098	0	3	1101	0
155	272	380	8	179	2	0	1	2	1	1	5	851	0	6	857	0
156	606	154	6	136	8	3	0	2	3	2	7	927	0	4	931	0
157	248	224	5	70	1	1	0	7	1	0	1	558	0	3	561	0
158	215	232	1	149	3	2	1	4	3	2	3	615	0	2	617	0
159	238	301	6	163	12	0	0	7	5	2	0	734	0	3	737	0
160	244	351	2	58	3	0	0	0	2	1	2	663	0	2	665	0
161	186	145	4	259	5	1	13	0	3	0	4	620	0	4	624	0
161A	87	268	3	79	10	1	0	0	0	1	1	450	0	3	453	0
162	116	777	3	105	9	0	0	1	0	0	5	1016	0	4	1020	0
163	107	676	6	103	5	0	1	7	1	2	8	916	0	13	929	0
164	43	410	5	127	14	0	0	0	0	0	4	603	0	2	605	0
164A	42	381	6	67	12	0	2	3	1	2	8	524	0	5	529	0

  
**रिटर्निंग अधिकारी**  
 विधानसभा निर्वाचन क्षेत्र 041- विराटनगर  
 उपखण्ड अधिकारी एवं उपखण्ड मजिस्ट्रेट, विराट

Serial No. of Polling Station	No. of valid votes cast in favour of											Total of valid votes	No. of rejected votes (Test Votes)	Votes for 'NOTA' option	Total (8+9+10)	Total No. of tendered votes
	INDRAJ SINGH GURJAR	KULDEP	JAISINGH	RAMCHANDRA SARADHANA	CHANDRA PRAKASH SAINI	TINA YADAV	DHOONELAL	BHEEM SAHAN GURJAR	MAHAV EER PRASAD KUMAWAT	MAHENDRA KUMAR	COL. SURAJPAL SINGH SKHEKHWAT					
	INDIAN NATIONAL CONGRESS	BHARATIYA JANATA PARTY	BAHUJAN SAMAJ PARTY	AAZAD SAMAJ PARTY(KANSHIRAM)	INDEPENDENT	INDEPENDENT	INDEPENDENT	INDEPENDENT	INDEPENDENT	INDEPENDENT	INDEPENDENT					
1	2	3	4	5	6	7	8	9	10	11	12	20	21	22	23	24
165	137	719	3	80	3	2	1	2	0	1	8	956	0	8	964	0
166	226	483	11	121	12	0	0	14	0	2	3	872	0	6	878	0
167	241	558	3	198	30	0	0	13	3	0	8	1054	0	8	1062	0
168	164	640	4	109	7	0	2	1	2	3	7	939	0	7	946	0
169	448	385	7	105	8	4	2	44	2	4	6	1015	0	2	1017	0
170	102	441	2	34	23	1	1	1	1	0	5	611	0	3	614	0
170A	58	453	1	45	16	0	0	1	0	0	2	576	0	1	577	0
171	144	434	4	49	6	0	0	2	1	1	3	644	0	5	649	0
171A	44	363	1	118	19	0	0	0	1	2	4	552	0	2	554	0
172	337	444	9	92	153	5	1	5	2	3	11	1062	0	9	1071	0
173	249	580	5	33	2	2	1	0	1	2	5	880	0	13	893	0
174	560	283	2	39	0	1	1	37	2	3	3	931	0	3	934	0
175	390	101	2	74	3	1	1	10	1	0	0	583	0	3	586	0
176	552	156	4	181	7	1	1	35	0	1	8	946	0	12	958	0
177	151	478	4	63	1	1	0	15	28	2	1	744	0	7	751	0
178	117	677	6	15	0	1	0	12	1	0	2	831	0	2	833	0
179	229	462	1	29	4	1	0	13	1	0	7	747	0	3	750	0
180	425	127	3	105	5	1	1	58	1	2	0	728	0	6	734	0
181	73	105	1	141	4	0	0	25	3	0	3	355	0	2	357	0
182	133	536	4	9	41	5	0	33	0	0	6	767	0	6	773	0
183	339	93	3	16	1	1	3	365	2	4	0	827	0	8	835	0
184	138	342	6	93	10	1	0	21	3	1	4	619	0	3	622	0
185	233	290	5	133	3	2	0	10	1	0	8	685	0	2	687	0
186	371	103	6	309	12	1	1	27	2	1	4	837	0	16	853	0
187	50	572	3	80	4	0	0	1	0	1	1	712	0	2	714	0
188	165	225	1	7	1	2	1	10	1	0	2	415	0	4	419	0
189	300	300	2	92	3	4	0	24	3	1	3	732	0	9	741	0
190	437	223	2	107	5	0	1	38	3	1	2	819	0	6	825	0
191	462	249	4	93	2	0	0	26	4	3	2	845	0	6	851	0

  
 रिटर्निंग अधिकारी  
 विधानसभा निर्वाचन क्षेत्र 041- विराटनगर  
 उपखण्ड अधिकारी एवं उपखण्ड मजिस्ट्रेट, विराटनगर

Serial No. of Polling Station	No. of valid votes cast in favour of											Total of valid votes	No. of rejected votes (Test Votes)	Votes for 'NOTA' option	Total (8+9+10)	Total No. of tendered votes
	INDRAJ SINGH GURJAR	KULDE EP	JAISING H	RAMCHANDRA SARADHANA	CHANDRA PRAKASH SAINI	TINA YADAV	DHOONEE LAL	BHEEM SAHAN GURJAR	MAHAVER PRASAD KUMAWAT	MAHENDRA KUMAR	COL. SURAJPAL SINGH SKHEKHWAT					
	INDIAN NATIONAL CONGRESS	BHARATIYA JANATA PARTY	BAHUJAN SAMAJ PARTY	AAZAD SAMAJ PARTY(KANSHIRAM)	INDEPENDENT	INDEPENDENT	INDEPENDENT	INDEPENDENT	INDEPENDENT	INDEPENDENT	INDEPENDENT					
1	2	3	4	5	6	7	8	9	10	11	12	20	21	22	23	24
192	612	183	9	181	9	1	1	11	0	5	3	1015	0	11	1026	0
193	684	138	9	141	5	7	0	23	0	0	1	1008	0	3	1011	0
194	177	165	1	177	7	0	1	9	1	0	3	541	0	7	548	0
194A	179	236	2	95	4	2	3	30	2	0	3	556	0	4	560	0
195	360	227	2	47	0	2	1	21	0	1	7	668	0	3	671	0
196	358	75	4	96	3	0	0	18	2	2	1	559	0	3	562	0
197	142	383	1	96	93	3	0	8	0	2	4	732	0	4	736	0
198	260	178	2	182	11	2	1	10	2	1	2	651	0	1	652	0
199	193	204	1	11	2	1	0	29	1	0	2	444	0	5	449	0
200	142	111	3	177	4	2	1	4	1	1	2	448	0	3	451	0
201	446	22	1	80	4	1	0	9	2	2	1	568	0	1	569	0
202	259	238	2	196	5	2	0	33	6	4	3	748	0	5	753	0
203	92	170	1	189	4	1	0	13	3	1	4	478	0	3	481	0
204	196	275	5	204	9	3	3	39	6	4	2	746	0	6	752	0
205	469	47	1	75	7	2	2	118	1	0	0	722	0	3	725	0
206	604	408	4	11	24	2	1	14	2	4	2	1076	0	10	1086	0
207	67	446	3	3	113	0	0	52	3	4	6	697	0	2	699	0
208	324	151	2	20	22	3	1	47	0	1	4	575	0	4	579	0
209	378	164	1	161	2	1	1	29	4	2	3	746	0	9	755	0
210	172	382	0	49	1	1	0	9	1	3	4	622	0	6	628	0
211	303	253	1	124	1	3	0	30	0	1	4	720	0	2	722	0
212	296	354	7	43	57	5	4	17	2	1	7	823	0	13	836	0
213	173	515	4	92	41	4	2	8	0	2	4	845	0	2	847	0
214	136	575	8	5	10	3	1	70	3	1	9	821	0	5	826	0
215	286	304	8	78	9	1	0	16	1	0	4	707	0	10	717	0
216	254	473	2	50	37	2	0	2	0	0	2	822	0	2	824	0
217	314	125	0	53	3	0	0	62	3	0	2	562	0	2	564	0
218	435	88	4	11	2	0	2	88	2	3	4	639	0	5	644	0
219	541	36	2	88	2	2	1	33	2	0	0	707	0	5	712	0

  
 अधिकारी  
 क्षेत्र 041- विराटनगर  
 एवं उपखण्ड मजिस्ट्रेट, विराटनगर



Serial No. of Polling Station	No. of valid votes cast in favour of											Total of valid votes	No. of rejected votes (Test Votes)	Votes for 'NOTA' option	Total (8+9+10)	Total No. of tendered votes
	INDRAJ SINGH GURJAR	KULDE EP	JAISING H	RAMCHANDRA SARADHANA	CHANDRA PRAKASH SAINI	TINA YADAV	DHOONEE LAL	BHEEM SAHAN GURJAR	MAHAV EER PRASAD KUMAWAT	MAHENDRA KUMAR	COL. SURAJPAL SINGH SKHEKHAWAT					
	INDIAN NATIONAL CONGRESS	BHARATIYA JANATA PARTY	BAHUJAN SAMAJ PARTY	AAZAD SAMAJ PARTY (KANSHIRAM)	INDEPENDENT	INDEPENDENT	INDEPENDENT	INDEPENDENT	INDEPENDENT	INDEPENDENT	INDEPENDENT					
1	2	3	4	5	6	7	8	9	10	11	12	20	21	22	23	24
220	269	285	1	100	1	2	2	15	3	2	3	683	0	12	695	0
Total No. of votes recorded at Polling Stations	64416	82377	856	18711	3249	362	144	2072	444	307	922	173860	0	1340	175200	0
No. of votes recorded on postal ballot papers	1257	885	4	186	9	10	2	26	8	1	4	2392	0	4	2396	0
Total Votes polled	65673	83262	860	18897	3258	372	146	2098	452	308	926	176252	0	1344	177596	0

Place- Jaipur

Date- 03.12.2023

Returning Officer

अधिकारी  
विधानसभा निर्वाचन क्षेत्र 220 - जयपुर  
उपस्थित अधिकारी एवं प्रत्यक्ष मतदाता, जयपुर

Counting Observer